

Environmental statement 2010

A stylized graphic on the right side of the page features several green leaves of varying shades and sizes, some overlapping. To the right of the leaves are several blue water droplets of different sizes, some appearing to be falling or splashing. The background is a light, pale green gradient.

EMAS Amendment of the Environmental Statement by the Gorenje, d.d., and Gorenje I.P.C., d.o.o., for the year 2010



Velenje, julij
2011

Table of Contents

1	Statement on the Credibility of Environmental Data	4
2	Company Profiles	5
3	Scope of company activities	6
4	Development	7
5	Suitability Assessment of the Environmental Policy	10
6	Identification of Environmental Aspects and Assessment of Environmental Impact	10
7	Environmental Management Efficiency	13
7.1	Meeting Implementation Targets of Gorenje, d.d.	13
7.1.1	Velenje Site	13
7.1.2	Rogatec Site	13
7.1.3	Šoštanj Site	14
7.2	Meeting Implementation Targets of Gorenje I.P.C., d. o. o.	14
7.2.1	Velenje site	14
7.2.2	Šoštanj Site	15
8	Implementation targets for 2011	16
8.1	Implementation targets for Gorenje, d. d.	16
8.1.1	Implementation, d.d., Velenje location	16
8.1.2	Implementation targets for Gorenje, d.d., Rogatec location	16
8.1.3	Implementation targets for Gorenje, d.d., Šoštanj location	16
8.2	Implementation targets for Gorenje, I.P.C., d. o. o.	17
8.2.1	Implementation targets for Gorenje, I.P.C., d.o.o., Velenje location	17
8.2.2	Implementation targets for Gorenje, I.P.C., d.o.o., Šoštanj location	17
9	Communication with Interested Parties and Stakeholders	18
10	Meeting Legal and other Requirements	20
11	Environmental Auditor's Statement	21

1

Statement on the Credibility of Environmental Data

The EMAS Environmental Statement for the period from January 1st to December 31st 2010 pertains to the operations of the companies Gorenje, d.d., and Gorenje I.P.C., d.o.o., and extends the EMAS Environmental Statement of the companies Gorenje, d.d., and Gorenje I.P.C., d.o.o., for the year 2009. All information and facts specified in the EMAS Environmental Statement are authentic and reflect the true and actual state of the environmental management system at both companies.

In 2003, the parent company Gorenje, d.d., adjusted its operations to the EMAS requirements as laid out in the EU Regulation No 761/2006; in 2006, relevant adjustments were made at the company Gorenje I.P.C., d.o.o., to comply with the system as well. In June 2010, Slovenian Institute of Quality and Metrology (SiQ) carried out an audit of the EMAS system and found that it complies with all requirements of the EU Regulation No 1221/2009 (the EMAS Regulation).

Mag. Vilma Fece

*Head of Environment Protection
and Occupational Health
and Safety*

2 Company Profiles

Activities of the company Gorenje, d.d.

Name:

Gorenje, gospodinjski aparati, d.d.

Date of entry into the Court Register:

December 31th 1997

Abbreviated company name:

Gorenje, d.d.

Head office:

Velenje, Partizanska 12

Company activity:

Development, production, and sales of household appliances, information and industrial equipment

Activity code:

27.510 Production of electric household appliances

Activities of the company Gorenje I.P.C., d.o.o.

Name:

Gorenje I.P.C., Invalidsko podjetniški center, d.o.o. (social enterprise)

Date of entry into the Court Register:

June 25th 1991

Abbreviated company name:

Gorenje I.P.C., d.o.o.

Head office:

Velenje, Partizanska 12

Company activity:

Development, production, and sales of electrical components, graphics products, and polystyrene packaging, and assembly of component kits for household appliances industry

Activity code:

27.330 Production of power outlets, switches, and other wiring

22.220 Production of packaging made of plastics

18.120 Other printing services

3 Scope of company activities

Activities of the company Gorenje, d.d.

The EMAS system includes activities of the parent company, taking place at the following locations:

- Velenje, Partizanska 12
- Šoštanj, Primorska c. 6a and Primorska cesta 6d
- Rogatec, Cesta 56

Activities of Gorenje, d. d., at the Velenje location are taking place in a mixed area indented for industrial, repair and maintenance, handicraft, and service activities; at Šoštanj and Rogatec locations, operating activities are performed in locations intended for industry and craft.

EMAS system does not include Gorenje, d. d., MEKOM Program, at location Hrastje 2a, Bistrica ob Sotli, where refrigeration appliance doors are produced; these activities are not related to the company core activity.

Activities include development, production, and sale of household appliances, and information and industrial equipment. Following are the manufacturing plants within the parent company:

- Refrigerators / freezers Program («cold program»): refrigerators, freezers and combined appliances;
- Cooking Appliances Program («hot program»): electric and gas cookers, ovens, cooking hobs;
- Washer/ dryer Program («wet program»): washing machines, laundry dryers, pantry kitchens;
- MEKOM Program: metal and plastic components;
- POINT Program: development, production, and sale of information technology equipment;
- INDOP Program: development, production, and sale of industrial equipment.
- NES (AES) Program: Advanced Energy Systems
- SOT (SHE) Program: Sanitary heating equipment

NES and SOT programs are in the start-up stage, i.e. development and manufacturing of heat pumps (AES) and sale of sanitary heating equipment (SHE). In 2010, Gorenje, d. d., had an average of 4,398 employees, of which approximately 4,030 were employed at the Velenje location, 164 worked at the Šoštanj plant and 204 at the Rogatec plant.

Activities of the company Gorenje I.P.C., d.o.o.

The EMAS system includes company activities taking place at the following locations:

Velenje Partizanska 12
Šoštanj, Primorska c. 6d.

Gorenje I.P.C., d.o.o., is a limited liability company whose sole shareholder, holding a 100 percent stake, is Gorenje, d.d. It was founded on July 1st 1991 and its fundamental mission is to employ and train persons with disabilities. Its vision is to satisfy the needs of the parent company and other customers by providing quality products and constantly elevating production processes to a higher level of development.

98 percent of Gorenje I.P.C., d.o.o. production output is intended for programs of Gorenje, d.d.; Gorenje I.P.C., d.o.o. is connected to Gorenje, d.d., production processes via SAP information system. The systems of quality management, environment protection, and occupational health and safety are integrated into the said systems of Gorenje, d.d.; the same applies to maintenance, organization, and IT.

Activities of Gorenje, I.P.C., d.o.o., at the Velenje locations are carried out in a mixed area intended for industrial, repair and maintenance, handicraft, and service activities. In Šoštanj, Gorenje I.P.C., d. o. o., is located in the industrial zone along the Primorska cesta, intended for industry and handicrafts.

Company activities comprise the following key processes: development and production of electrical components, printing, production of expanded polystyrene packaging, and assembly of subsets for household appliances. The production facilities include the following:

- Packaging Program: production of expanded polystyrene packaging;
- Services Program: assembly of subsets for household appliances;
- Graphics Program: production of instruction manuals for household appliances;
- Electrical Components Program: production of cable sets for household appliances.

In 2010, the average number of employees at Gorenje I.P.C., d.o.o., was 750 of which 312 were persons with disabilities. The number of employees at the Šoštanj location was 302, number of employees at Velenje location was 448.

Gorenje, d. d., is the sole shareholder of Gorenje, I.P.C., d.o.o., holding a 100 percent stake of the company. 98 percent of Gorenje, I.P.C., d.o.o. production output is intended for programs of Gorenje, d.d.. Gorenje, I.P.C., d.o.o. is connected to Gorenje, d.d., production processes via SAP information system. The systems of quality management, environment protection, and occupational health and safety are integrated into the said systems of Gorenje, d.d.; the same applies to maintenance, organization, and IT.

4 Development

Washer / Dryer Program

Constantly increasing standards of energy efficiency are the main driving force of new product development in the household appliance industry. Washing machine market is currently seeing appliances that exceed the A-class energy efficiency by 30%; for driers, this percentage is even higher (50%), mostly due to the innovative use of heat pump. Increase in capacity of washing machine and driers can also be observed. Currently, appliances with a capacity of eight kilograms are quite common while some manufacturers even offer capacity of nine kilograms. Next major development steps in washing machine development are expected in automatic dispensing of detergent and water.

In 2010, we continued to introduce energy-efficient and user-friendly appliances. One of them is the Steam Tech laundry drier which was included in our sales assortment in spring of 2010. It is an upgrade to the condensation driers. We added the functions of laundry drying combined with steam treatment, and independent laundry steam treatment. Steam drying allows much better results

as it does not wrinkle the laundry. Steam treatment programs are also the optimum preparation (moistening) for laundry before ironing.

We have also introduced for the first time washing machines with a large LCD display which allows simple, clear, and interactive way of choosing and modifying the selected washing program.

Upon introduction of the new European Directive on Declaration and Specification of washing machine energy efficiency in December 2010, we introduced new appliances with energy efficiency A++ and A+++. They boast extraordinary programming, sensor technology, and mechanical solutions that allow accurate dispensing of water and optimum operation of the heating element and the circulation pump. This in turn leads to excellent results in laundry washing with 30% lower power consumption compared to the best appliances of the previous period.

Refrigerators / Freezers Program

In this program, too, most innovations deal with improvement of energy efficiency of the appliances. Thus, according to GFK Group data (link: <http://www.gfk.com/>) over one fifth of refrigerators sold in the German market are already in A++ class while major manufacturers, including Gorenje, are already developing and offering products that comply with the A+++ standard.

Use of LED lighting and electronic controls is another trend that appears to be on the rise in refrigeration appliances. Furthermore, LCD and touch screens are increasingly featured in these appliances while some manufacturers have also launched appliances with TFT displays (displays employing similar technology as LCD but offer better image quality). In the refrigerator and freezer interior, most novelties are related to various special compartments and drawers – those with certain temperature zones, compartments for maintaining freshness of fruit and vegetables, and even a vacuum drawer.

We have updated the RETRO collection with new colours that follow the most recent trends. Thus, we offered our customers the youthful funky colour refrigerators intended for the younger generation, and new VINTAGE colours.

Special attention was devoted to products that improve the convenience of the refrigerator freezers, and extended the collection of products Gorenje designed by Ora-Itó with updated appliances with improved energy efficiency. Indeed, energy efficiency is one of the key qualities of our products. In 2010, we continued our pursuit of this policy, offering appliances of A++ or higher class throughout the year.

With our ATAG brand, we introduced new premium high-efficiency refrigerators with full LED lighting.

Cooking Appliances Program

In recent years, the Western markets have seen a strong breakthrough of induction cookers. Their sales reached nearly one million units in 2009, with annual growth rate exceeding 20 percent. The most recent development trend in this field is induction spanning the entire surface of the hob.

Another notable aspect of cooking appliance development includes the so-called self-cleaning ovens which employ pyrolytic decomposition (decomposi-

tion at high temperature) to reduce any impurity by oxidation. These ovens are particularly popular in France where they represent 65 percent of all ovens sold. Cooking appliances, too, now feature TFT displays as user interfaces for operating and controlling the appliances.

In 2010, we continued to introduce innovative solutions in cooking appliances. Our customers were presented the new »self-cleaning« pyrolytic ovens with improved PyrolyseSupreme function that allows even simpler cleaning. At the IFA fair, we unveiled our new multi-touch colour display called iChef which represents a revolution in oven control and allows a completely different user experience.

We presented and offered for the first time the innovative oven developed in cooperation with the globally renowned designer Karim Rashid. In addition to excellent cooking results, the oven allows setting the colour of the exterior LED strip called MoodLite, in order to adapt to the desires and mood of the user. Gorenje by Karim Rashid Collection also includes a new kitchen hood featuring MoodLite technology and touch control, and a premium induction hob. We added products to all product groups in order to fill the gaps in our offer.

We extended the offer of cooking hobs with highly efficient Xtreme Power induction hobs and gas hobs with electronic touch control.

ATAG brand included extending the offer of the Matrix line with new innovative design that matches any kitchen. In addition, last year was the first time that we offered the innovative induction and glass ceramic hobs with the intuitive Iris Slide Control interface, and new gas-on-glass hobs with digital timers that make cooking even easier. We received the prestigious Red Dot Winner design award for 2010, for our ATAG MAGNA HG9711MBB stainless steel gas hob.

The ATAG brand also includes a cooker with a wok induction dock which allows a completely new experience of wok cooking.

Other trends

Smart circuits, perhaps more popular in IT and telecommunication technology, are gradually but persistently entering household appliances. Such circuits will allow new improvements in energy efficiency and allow new functions in some appliances.

At the end of 2010, the EU energy label came into effect, introducing the energy classes A+, A++, and A+++ to extend the original classification (A-G). Use of classification will become mandatory for all manufacturers in December 2011.

The company Gorenje, I. P. C., d.o.o., was included in simultaneous development of household appliances at the parent company. Working with cooking appliances development team, we continued to use flat control and power supply cables in cooking appliances. We were also actively engaged in development of cable circuits for cooking appliances manufactured at our Mora plant in Czech Republic. In the electrical component program, we introduced again this year a new high-capacity machine FHM Mark II which allows automated production of partial cable circuits, higher productivity, and improved product quality while operating more efficiently in terms of energy consumption.

At the packaging program, we actively developed packaging for Combi 750 – new “basiloid” packaging method. We carried on our packaging development for NGC 600 – stage three.

At Gorenje I.P.C., d.o.o., particular attention was paid to further upgrades to workplaces, introducing IT support that allows tracing the integration of individual components and provides higher productivity and product quality.

5 Suitability Assessment of the Environmental Policy

In 2007, a joint environment protection policy and occupational health and safety policy was laid down for the companies Gorenje, d.d., Gorenje I.P.C., d.o.o., and Gorenje Orodjarna, d.o.o. In 2010, this policy was still suitable for the activities of the said companies.

6 Identification of Environmental Aspects and Assessment of Environmental Impact

Environmental aspects are defined as activities, products, and services that interact with and bear an impact on the environment. The analysis of environment aspects includes all stages of the production process, products, and activities, both in normal operation and in operation under extraordinary conditions or states of emergency. In identifying a particular aspect, the following criteria have been applied:

- environmental policy and legislative requirements;
- opinions of interested parties and stakeholders;
- risk assessment;
- own assessments; and
- assessments pertaining to extraordinary conditions and states of emergency.

In assessing the environmental impacts which include every change to the environment, favourable or detrimental, resulting in part or entirely from the activities, products, and services being produced or taking place at Gorenje, d. d., and Gorenje I. P. C., the following has been considered:

- direct impact, i.e. direct results of the two companies' own activities over which the companies have direct control;
- indirect impact, i.e. the effects caused directly by other parties, the occurrence and scope of which, and/or nature of pollution thereof may be affected by our activities (e.g. use of our products, logistics, power production, etc.);

Framework and operative environmental targets and programs have been defined for significant environmental aspects and the identified environmental aspects are being changed in compliance with the legislation (raw materials, emissions into air, water, and ground, noise, waste, etc.) and environment policy. Gorenje, d. d., is also monitoring the use of energy resources, which is a vital part of environment protection for entities liable pursuant to the Integrated Environmental Permit.

In 2010, environmental aspects were fully assessed at Gorenje, d.d., and Gorenje, I.P.C., d.o.o. Based on the changes to the legislation and requirements of the EMAS Regulation, the register of environmental aspects as also changed (Table 1).

Based on the assessment of environment aspects, product/service, and industrial wastewater from production processes were defined as major aspects at Gorenje, d.d. With regard to products and industrial (technological) wastewater, the stress is on the content of hazardous substances. Services shall include all service of maintenance and repair which should be conducted in compliance with the environmental requirements (waste management etc.).

Similarly to Gorenje, d.d., product/service was defined as a significant aspect at Gorenje, I.P.C., d.o.o., as well.

Table 1: Identified and assessed environmental aspects at Gorenje, d.d. in 2010

IDENTIFIED ENVIRONMENTAL ASPECTS	SIGNIFICANT ENVIRONMENTAL ASPECTS
1. RAW MATERIALS <ul style="list-style-type: none"> • sheet metal • metal and non-metal-based components • chemicals • thermal and sound insulation • rubber and plastic semi-products • packaging material 	
2. ENERGY RESOURCES <ul style="list-style-type: none"> • electric power • thermal energy • natural gas • compressed air • water 	
3. OTHER <ul style="list-style-type: none"> • office supplies • additional material 	
4. EMISSIONS <ul style="list-style-type: none"> • emissions into air • emissions into soil • noise emissions • emissions into water <ul style="list-style-type: none"> – technical wastewater – cooling wastewater – utility wastewater – sewage system: <ul style="list-style-type: none"> - sewage system for acids - rainwater sewage system - faecal sewage system • light pollution • odours 	<ul style="list-style-type: none"> • technical wastewater
5. WASTE <ul style="list-style-type: none"> • hazardous waste • metal non-hazardous waste • waste packaging • waste 191212 • municipal waste 	
6. PRODUCTS <ul style="list-style-type: none"> • product/service • own parts 	<ul style="list-style-type: none"> • product/service

Table 2: Environmental aspects identified and assessed in 2010 for Gorenje I.P.C., d.o.o.

IDENTIFIED ENVIRONMENTAL ASPECTS	SIGNIFICANT ENVIRONMENTAL ASPECTS
1. RAW MATERIALS <ul style="list-style-type: none"> • sheet metal • metal and non-metal-based components • chemicals • thermal and sound insulation • rubber and plastic semi-products • packaging material 	
2. ENERGY RESOURCES <ul style="list-style-type: none"> • electric power • thermal energy • natural gas • compressed air • water 	
3. OTHER <ul style="list-style-type: none"> • office supplies • additional material 	
4. EMISSIONS <ul style="list-style-type: none"> • emissions into air • emissions into soil • noise emissions • emissions into water <ul style="list-style-type: none"> – technical wastewater – cooling wastewater – utility wastewater – sewage system: <ul style="list-style-type: none"> - sewage system for acids - rainwater sewage system - faecal sewage system • light pollution • odours 	
5. WASTE <ul style="list-style-type: none"> • hazardous waste • metal non-hazardous waste • waste packaging • waste 191212 • municipal waste 	
6. PRODUCTS <ul style="list-style-type: none"> • product/service • own parts 	<ul style="list-style-type: none"> • product / service

7 Environmental Management Efficiency

7.1 Meeting Implementation Targets of Gorenje, d.d.

7.1.1 Velenje Site

Aspect	Unit	2007	2008	2009	2010	Target 2010	Deviation
Reducing the quantity of							
• waste class no. 19 12 12	kg/product	0,31	0,31	0,30	0,28	0,28	0 %
	kg/t*				5,4	5,3	+1,8 %
Effective use of energy resources							
• water consumption	m ³ /product	0,112	0,117	0,11	0,11	0,11	0 %
	m ³ /t*				2,13	2,08	+2,4 %
• electric power consumption	kWh/product	24,65	25,02	25,72	24,88	24,80	+0,3 %
	kWh/t*				481,8	468,8	+1 %
• compressed air consumption	m ³ /product	15,44	15,70	16,38	15,05	15,60	-3,5 %
	m ³ /t*				291,4	294,9	-1,2 %
• natural gas consumption	Sm ³ /product	1,17	1,23	1,24	1,30	1,30	0 %
	Sm ³ /t*				25,3	24,6	+2,8 %

*Measurement unit relevant to a particular aspect per gross weight of appliance produced

The amount of waste generated, which was disposed of in landfills in previous years but are now mostly used as solid fuel (class no. 19 12 12) is within the planned figures, adjusted for the number of mass of products manufactured. The goal for hazardous waste for 2010 was not defined. The reason for such decision is that in the previous years, our technological improvements decreased the amount of hazardous waste generated per product by 88.4% (from 0.43 kg/product in 1998 to 0.05 kg/product in 2010). Hazardous waste (waste chemicals, waste oil, waste absorbents, filtering substances, cleaning cloths) is collected separately and disposed of at certified/authorized collection and processing centers.

Our targets regarding rational use of fuels were met, adjusted to both the number and mass of appliances produced. Minor deviations from the set targets are specified in the last column of the table: attainment of environment protection targets.

No corrective measures were required as a result of the deviation from the specified targets.

7.1.2 Rogatec Site

Aspect	Unit	2006	2007	2008	2009	2010	Target 2010	Deviation
Reducing the quantity of								
• hazardous waste	t	22,7	22,3	23,8	9,3	8,6	9,0	-4,4 %
• landfill-disposed waste and waste cl. no. 19 12 12	t	69,4	65,2	57,2	23,8	19,2	22,5	-14,6 %

Comparison of the quantities of hazardous waste points to a decrease relative to the year before as the figure is 4.4 percent below the specified target. Total amount of disposed waste disposed of in landfills and waste used as solid fuel is also lower; it is 14.6 % below the target value. The amount of waste disposed

of at landfills or solid fuels was reduced due to more consistent waste separation into particular waste categories at the points of their generation in the production process.

Indicator stated in tons is specific to this location as only components for the final product are produced here.

7.1.3 Šoštanj Site

Aspect	Unit	2006	2007	2008	2009	2010	Target 2010	Deviation
Reducing the quantity of								
• hazardous waste	t	1,9	0,45	9,2	6,3	5,3	6,0	-13,2 %
• waste class no. 19 12 12	t	32,3	32,2	35,5	19,3	18,4	18,5	+0,4 %
Effective use of energy resources								
• water consumption	m ³	2994	2790	3419	3125	3283	3000	+9,4 %
• power consumption	kWh	1372973	1981574	2771067	2851166	2898124	2900000	-0,06 %

**Measurement unit relevant to a particular aspect per gross weight of appliance produced*

In 2010, the amount of hazardous waste is 13.2% below the target laid down; the amount of waste with cat. no. 19 12 12 has been reached. Electric power consumption is consistent with the specified target.

Water consumption exceeds the target value by 9.4%. Water consumption is higher due to a leak on the hydrant system; this defect has been repaired. Pursuant to the internal act on corrective measures, no corrective measures are required as actual results do not fall short of the targets by 15% or more.

Indicator stated in tons is specific to this location as only components for the final product are produced here.

7.2 Meeting Implementation Targets of Gorenje I.P.C., d. o. o.

7.2.1 Velenje site

Aspect	Unit	2006	2007	2008	2009	Target 2010	Implemented 2010	Deviation
Reducing the quantity of								
• Waste 19 12 12	kg	82.800	64.612	65.317	47.420	54.000	26.107	-51,7 %
Effective use of energy resources								
• Water consumption	L/€ČP*	5,542	3,381	3,810	5,249	3,800	3,864	+1,7 %
• Power consumption	kWh/€ČP*	0,150	0,148	0,161	0,151	0,150	0,137	-8,7 %
• Compressed air consumption	m ³ /€ČP*	0,147	0,136	0,152	0,149	0,150	0,166	+10,7 %
• Natural gas consumption	Sm ³ /€ČP*	0,186	0,170	0,192	0,211	0,210	0,214	+1,9 %

**measurement unit per EUR of net savings*

For 2010, targets for hazardous waste were not defined. The reason for such decision is that at the Velenje location, the only hazardous waste are used mineral oils. These are replaced when they are worn out, which does not occur every year.

The amount of waste generated, which was disposed of in landfills in previous years but are now mostly used as solid fuel (class no. 19 12 12) was 51.7% lower than the target value. Such decrease is a result of consistent waste separation.

Targets of rational fuel use were fully attained for electric power consumption (lower consumption by 8.7%). Use of compressed air was 10.7% higher than planned; use of natural gas was 1.9% higher; and use of water was 1.7% higher than the target value. Pursuant to the internal act on corrective measures, no corrective measures are required due to deviations from the target values laid down..

Given the fact that we defined – as a response to the new EMAS Regulation – new goals based on the use per € NS in 2010, we believe our use of fuels was rational.

7.2.2 Šoštanj Site

Aspect	Unit	2006	2007	2008	2009	Target 2010	Implemented 2010	Deviation
Reducing the quantity of								
• Waste 19 12 12	kg	32.200	48.718	37.057	16.832	27.600	12.896	-53,3 %
Effective use of energy resources								
• water consumption	L/€ČP*	0,494	0,467	0,289	0,221	0,220	0,308	+40,0 %
• power consumption	kWh/€ČP*	0,163	0,161	0,174	0,178	0,170	0,164	-3,5 %

**measurement unit per EUR of net savings*

Amount of waste (class. no. 19 12 12) used as solid fuel is lower than the target by 53.3%. At the Šoštanj location, this, is also the result of improved waste separation, particularly regarding cardboard and plastics. There was no hazardous waste at the Šoštanj location.

Targets regarding rational use of energy were attained for power consumption which was 3.5% lower than planned.

The target was not attained for water consumption which exceeded the plan by 40.0%. The reasons for such increase include a leak in the hydrant network which was identified through monthly consumption monitoring in March. In April and May, corrective measures were carried out and the restoration of the entire hydrant network was completed. After the restoration, water consumption was within the planned target value.

8 Implementation targets for 2011

8.1 Implementation targets for Gorenje, d. d.

8.1.1 Implementation, d.d., Velenje location

Aspect	Unit	2007	2008	2009	2010	Target 2011
Reducing the quantity of						
• Waste 19 12 12	kg/product	0,31	0,31	0,30	0,28	0,26
	kg/t*	5,8	5,9	5,7	5,4	5,0
Effective use of energy resources						
• Water consumption	m ³ /product	0,112	0,117	0,11	0,11	0,10
	m ³ /t*	2,16	2,22	2,12	2,13	1,92
• Power consumption	kWh/product	24,65	25,02	25,72	24,88	24,50
	kWh/t*	464,2	472,1	488,0	481,8	471,2
• Compressed air consumption	m ³ /product	15,44	15,7	16,38	15,05	15,05
	m ³ /t*	290,9	296,4	310,8	291,4	289,4
• Natural gas consumption	Sm ³ /product	1,17	1,23	1,24	1,30	1,30
	Sm ³ /t*	22,1	23,3	23,5	25,3	25,0

*Measurement unit relevant to a particular aspect per gross weight of appliance produced

8.1.2 Implementation targets for Gorenje, d.d., Rogatec location

Aspect	Unit	2006	2007	2008	2009	2010	Target 2011
Reducing the quantity of							
• hazardous waste	t	22,7	22,3	23,8	9,3	8,4	8,0
• Landfill-disposed waste and 191212 waste	t	69,4	65,2	57,2	23,8	16,2	15,0

8.1.3 Implementation targets for Gorenje, d.d., Šoštanj location

Aspect	Unit	2006	2007	2008	2009	2010	Target 2011
Reducing the quantity of							
• hazardous waste	t	1,9	0,45	9,2	6,3	5,3	0,5
• Landfill-disposed waste and 191212 waste	t	32,3	32,2	35,5	19,3	18,6	10,0
Effective use of energy resources							
• Water consumption	m ³	2.994	2.790	3.419	3.125	3.283	1.550
• Power consumption	kWh	1.372.973	1.981.574	2.771.067	2.851.166	2.898.123	1.600.000

8.2 Implementation targets for Gorenje, I.P.C., d. o. o.

Aspect	Unit	2006	2007	2008	2009	2010	Target 2011
Reducing the quantity of							
• Waste 191212	kg	115.000	113.330	102.374	64.252	39.093	39.000
Effective use of energy resources							
• Water consumption	L/€NS*	3,216	2,192	2,248	2,626	1,942	2,100
• Power consumption	kWh/€NS*	0,155	0,152	0,165	0,164	0,148	0,156
• Compressed air consumption	m ³ /€NS*	0,147	0,136	0,152	0,149	0,166	0,160
• Natural gas consumption	Sm ³ /€NS*	0,186	0,170	0,192	0,211	0,214	0,210

**measurement unit per EUR of net savings*

8.2.1 Implementation targets for Gorenje, I.P.C., d.o.o., Velenje location

Aspect	Unit	2006	2007	2008	2009	2010	Target 2011
Reducing the quantity of							
• Waste 191212	kg	82.800	64.612	65.317	47.420	26.197	26.000
Effective use of energy resources							
• Water consumption	L/€NS*	5,542	3,381	3,810	5,249	3,864	3,800
• Power consumption	kWh/€NS*	0,150	0,148	0,161	0,151	0,137	0,150
• Compressed air consumption	m ³ /€NS*	0,147	0,136	0,152	0,149	0,166	0,160
• Natural gas consumption	Sm ³ /€NS*	0,186	0,170	0,192	0,211	0,214	0,210

**measurement unit per EUR of net savings*

8.2.2 Implementation targets for Gorenje, I.P.C., d.o.o., Šoštanj location

Aspect	Unit	2006	2007	2008	2009	2010	Target 2011
Reducing the quantity of							
• Waste 191212	kg	32.200	48.718	37.057	16.832	12.896	13.000
Effective use of energy resources							
• Water consumption	L/€NS*	0,494	0,467	0,289	0,221	0,308	0,240
• Power consumption	kWh/€NS*	0,163	0,161	0,174	0,178	0,164	0,170

**measurement unit per EUR of net savings*

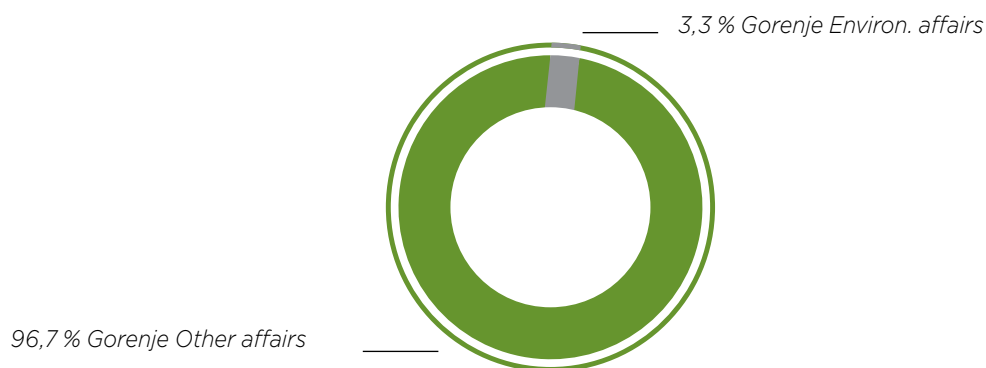
Increase of the amount of waste and water and power consumption in 2011, compared to 2010, is a result of higher planned production output in 2011.

9

Communication with Interested Parties and Stakeholders

In 2010, Slovenian media published 6,234 reports on Gorenje. Environmental issues were discussed in 205 reports, which is 3.3 percent of all media appearances in the last year.

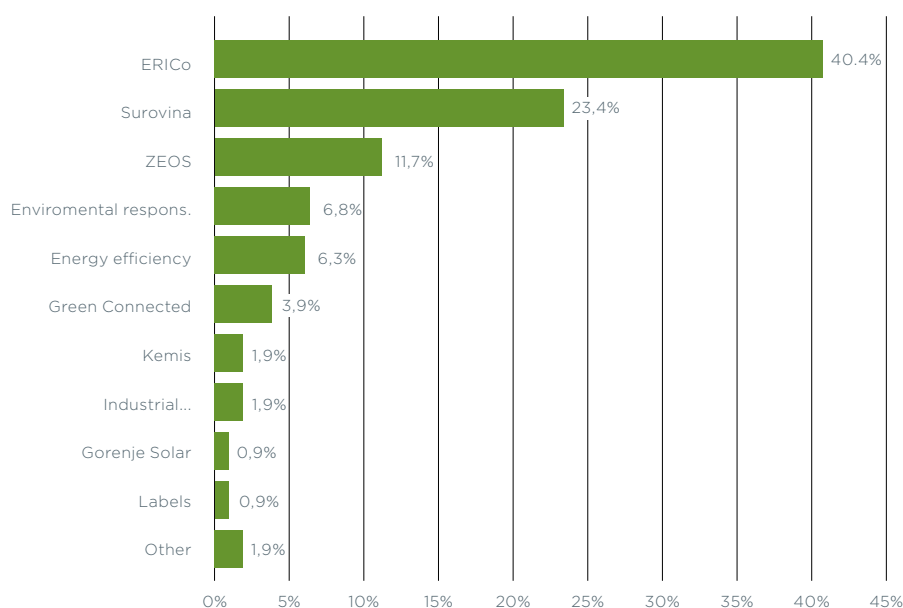
Media report breakdown by percentage



The media reported most frequently on environmental issues in September (31 contributions). In September, the media reported quite extensively about the new service offered by Gorenje Surovina, processing waste into solid fuel. The least reports about environmental issues were seen in December (3).

In 2010, environmental issues that received the most media attention included the ERICo Institute (83 contributions), followed by reports on Surovina (48) and Zeos (24 reports).

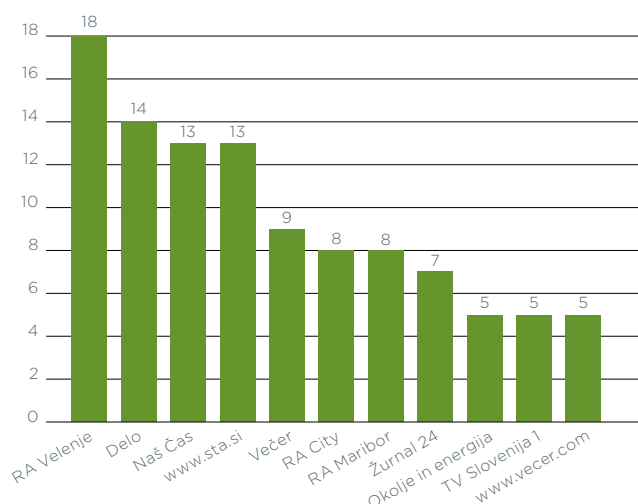
Distribution of reports within those concerning environmental issues



With regard to environment protection issues, the media rated Gorenje's performance exclusively as positive. Hence, the company was featured on the list of top environmental companies, scoring 4.86 points out of a maximum of 5. Furthermore, the media often praised Gorenje's energy efficient products and ecological aspects of the corporate social responsibility. No negative reports were found in 2010.

Following is an overview of the media that featured the most contributions related to environment protection.

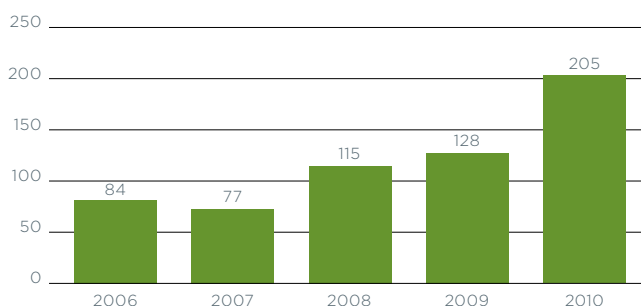
Top 11 media establishments by number of reports



51 percent of all reports were featured by the listed media establishments.

In the last five years, the number of reports on environmental issues was as follows:

Number of reports on environmental issues in the last five years



In 2010, Gorenje, d. d., was addressed by 14 groups or individuals looking for additional information on environmental management. Most commonly, they requested response to questionnaires and surveys. In three cases, Gorenje, d. d., received complaints about its conduct. In the first case, a citizen reported to the Velenje Volunteer Fire Department that a white substance is leaking from the Gorenje, d.d., central waste water treatment plant. Upon arrival of the Velenje Volunteer Fire Brigade, the Professional Fire Brigade, and the workers of PP Velenje, there was no stain; the policemen took samples of the water at the treatment plant outlet, downstream and upstream of it. There were no further proceedings in this case as the treatment plant was not operating at the time. In the second case, citizens of Stara Vas requested our assistance in their discussions with the Sloveni-

an Railroad Company as they complained about the noise and smell caused by the locomotive arriving to Gorenje, d.d., at night to pick up the rail cars. Discussions between the citizens, the railroad company and Gorenje are still in progress. In the third case, the Environmental Inspector carried out an extraordinary review based on a report by the municipal administrative unit Šmarje pri Jelšah on allegedly disputable property development, increase noise emissions, and spillage of precipitation from Gorenje's property to neighbouring land. The inspector found no ground for instituting inspection proceedings; Gorenje, d.d., made a commitment to work with the Rogatec Municipality to provide drainage of the relevant land unit. Noise measurements were carried out at the Rogatec manufacturing plant; the results showed that the noise is within permissible levels.

Periodic training on occupational safety and health, fire safety, and environment protection was carried out according to annual plans in 2010.

Gorenje Professional Fire Brigade carried out a tactical drill that included evacuation at the Cooking Appliances Program and the MEKOM plant in Bistrica ob Sotli. In addition, they took part at the drill to present the Protection and Rescue Forces, which took place at the Tito Square (Titov Trg) in Velenje.

10 Meeting Legal and other Requirements

Based on continuous monitoring of legal and other requirements (emissions into water, emissions into air, noise, waste, fuels, building construction and protection against natural and other disasters) related to environment protection, careful environmental assessment of company operations, results of environment monitoring and results of inspection reviews, we estimate that operations of the companies Gorenje, d.d., and Gorenje I.P.C., d.o.o., are in compliance with legal and other requirements specified by the requirements of the ISO 14001 standard and the EMAS Regulation.

The company meets legally provided limit values with regard to wastewater, emissions into air, and noise released into the environment, specifically defined for its activity. For other areas referred to above, no limit values are provided by currently effective legislation.

Both companies have obtained all required environmental permits: Gorenje, d.d., has obtained the Integrated Environmental Permit for machinery that can cause major pollution, activity 2.6; for equipment for surface treatment of metals by use of electrolysis and chemical procedures with a total tub volume of 215.4 m³; Rogatec plant has obtained the environmental permit for release of industrial wastewater and emissions into air. Gorenje I.P.C., d.o.o., Velenje site, has obtained the environmental permit for release of industrial wastewater into the sewage system. The environmental permits specify the measures and requirements for prevention of emissions into the environment, depending on the permit: measures for reduction of emissions, efficient use of energy, allowed maximal values, requirements for operational monitoring, and reporting and operating conditions to be met by the company in order to protect the environment.

11 Environmental Auditor's Statement



Environmental Auditor's Statement on activities of auditing and certifying No O-001 and O-002

Slovenian Institute of Quality and Metrology,

Environmental Auditor's registration number SV-V-0001,
accredited for auditing activities at organizations (NACE: 27.510, 27.330, 22.22, 18.120),
hereby declare that we have audited the organizations

Gorenje d. d.,
Partizanska 12, Velenje, Primorska 6A in 6D, Šoštanj, and Ceste 56, Rogatec,
registration number SI-00001

Gorenje I.P.C. d. o. o.,
Partizanska 12, Velenje, Primorska 6D, Šoštanj,
registration number SI-00002

to find whether the said organizations comply with all requirements of the Regulation (EC) No 1221/2009 of the European Parliament and of the Council of 25 November 2009 on the voluntary participation by organizations in a Community eco-management and audit scheme (EMAS).

By signing this document, we declare the following:

The audit and certification were conducted in full compliance with the requirements of the EC Regulation No. 1221/2009;

The results of the audit and certification confirm that there is no proof of non-compliance with the effective legislative requirements relevant to the environment;

The data and information in the environmental statement "EMAS Amendment of the Environmental Statement of the companies Gorenje, d. d., and Gorenje I.P.C., d. o. o., for the year 2010, March 2011" are a reliable, true, and correct account of all activities at both organizations, in the extent specified in the Environmental Statement.

This document shall not be deemed equivalent to EMAS Registration. EMAS Registration may only be awarded by an authorized body pursuant to the EC Regulation No. 1221/2009. This document shall not be used independently for any public communication.



Ljubljana, 2011-05-06



Igor Likar:

Direktor SIQ



SIQ, Tržaška cesta 2, SI-1000 Ljubljana, Slovenia

tel.: +386 1 4778 100 • fax: +386 1 4778 444 • e-mail: info@siq.si • <http://www.siq.si>

